
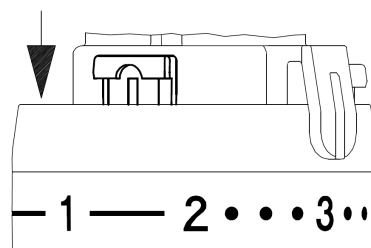


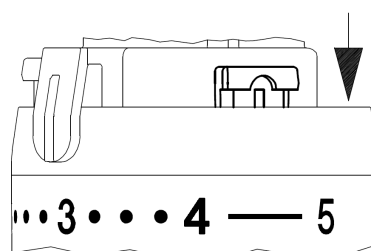
Locking pins are located between '5' and '0' and can be removed using a small screwdriver



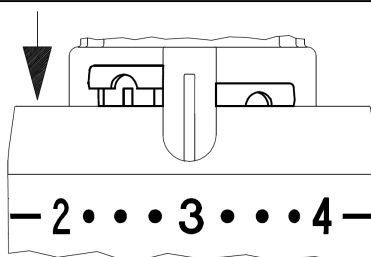
The thermostat can be limited using the locking pin to a low temperature as shown



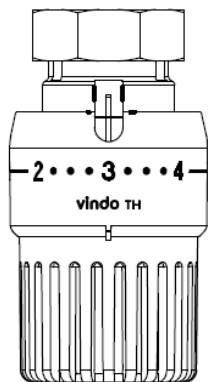
The thermostat can also be limited to a high temperature as shown



The thermostat can also be locked in a set position as shown



## oventrop



Thermostat "vindo TH"  
M 30 x 1,5  
**limitable and lockable**

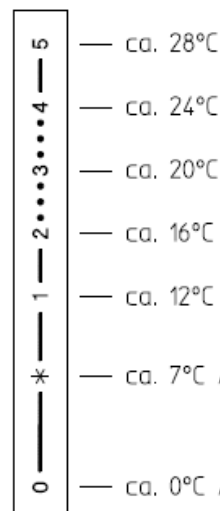


With '0' setting.

Temperature range: 7-28 °C.

Installation instruction:

1. Turn thermostat to position '5'.
2. Adjust the thermostat in such a way that the mark is well visible.
3. Hold the thermostat in this position and tighten the collar nut (do not use excessive force). Then set thermostat to the desired room temperature.



Hurlcon Heating:

Melbourne Office: 90 Hanna St Noble Park, Victoria, 3174 Phone: (03) 9554 2275 Fax: (03) 9554 2272  
email: [sales@hurlconheating.com.au](mailto:sales@hurlconheating.com.au) Website: [www.hurlconheating.com.au](http://www.hurlconheating.com.au) ABN 97 007 284 504